



OREGON
DEPARTMENT OF
EDUCATION

Oregon achieves... together!


OREGON AT-A-GLANCE SCHOOL PROFILE

Foster Elementary School

PRINCIPAL: Luke Augsburger | GRADES: K-6 | 5526 Poplar, Foster 97345 | 541-367-7180


2020-21

Students We Serve




DEMOGRAPHICS


American Indian/Alaska Native




Asian




Black/African American




Hispanic/Latino



Multiracial



Native Hawaiian/Pacific Islander



White



*

Ever English
Learners



3

Languages
Spoken

18%

Students
with
Disabilities

94%

Required
Childhood
Vaccinations

>95%

Free/
Reduced
Price Lunch

*<10 students or data unavailable

Special Note

The At-A-Glance School and District profiles tell a story about Oregon's schools and districts. The story is harder to tell this year as the COVID-19 pandemic significantly impacted our schools and the data we collect. As a result, statewide assessment and attendance data cannot be compared to prior years and are not shown here. We have included links to our website where you can view the 2020-21 statewide assessment and attendance data and read a detailed description of how these data were impacted. We're thankful for your partnership as we focus on care, connection and the creation of safe, inclusive and supportive learning environments.

Academic Success

ENGLISH LANGUAGE ARTS

Students meeting state grade-level expectations.

For 2020-21 English Language Arts data please visit:

www.oregon.gov/ode/schools-and-districts/reportcards/reportcards/Pages/Statewide-Assessment-Results-2021.aspx

School Environment

REGULAR ATTENDERS

Students who attended more than 90% of their enrolled school days.

For 2020-21 Regular Attenders data please visit:

www.oregon.gov/ode/schools-and-districts/reportcards/reportcards/Pages/Regular-Attenders-2021.aspx

MATHEMATICS

Students meeting state grade-level expectations.

For 2020-21 Mathematics data please visit:

www.oregon.gov/ode/schools-and-districts/reportcards/reportcards/Pages/Statewide-Assessment-Results-2021.aspx

Academic Progress

INDIVIDUAL STUDENT PROGRESS

Year-to-year progress in English language arts and mathematics.

Data not available in 2020-21

SCIENCE

Students meeting state grade-level expectations.

For 2020-21 Science data please visit:

www.oregon.gov/ode/schools-and-districts/reportcards/reportcards/Pages/Statewide-Assessment-Results-2021.aspx

School Goals

Foster Elementary made significant gains during the 2020-2021 school year. We have always prioritized academic growth. Academic testing was abbreviated this past year due to Comprehensive Distance Learning. Foster Elementary will continue to look for academic improvement. All staff are committed to the high achievement of all students. We look forward to another successful year! If you have any questions, please call 541-367-7180.

State Goals

The Oregon Department of Education is partnering with school districts and local communities to ensure a 90% on-time, four year graduation rate by 2025. To progress toward this goal, the state will prioritize efforts to improve attendance, provide a well-rounded education, invest in implementing culturally responsive practices, and promote continuous improvement to close opportunity and achievement gaps for historically and currently underserved students.

Safe & Welcoming Environment

At Foster Elementary, we strive to create a safe and welcoming environment for all students. Each year we practice our safety plans numerous times throughout the year, to increase staff training. We work to make sure all students, parents, and families feel safe in the school environment. This year we are going to continue to follow the guidelines and protocols outlined by the Oregon Department of Education.



OREGON
DEPARTMENT OF
EDUCATION

Oregon achieves... together!

OREGON AT-A-GLANCE SCHOOL PROFILE CONTINUED

Foster Elementary School

2020-21

Outcomes

Our Staff (rounded FTE)



17

Teachers



11

Educational
assistants



1

Counselors/
Psychologists



89%

Average teacher
retention rate



53%

% of licensed teachers
with more than 3 years
of experience



Yes

Same principal in
the last 3 years

REGULAR ATTENDERS

American Indian/Alaska Native
Asian
Black/African American
Hispanic/Latino
Multiracial
Native Hawaiian/Pacific Islander
White
Free/Reduced Price Lunch
Ever English Learner
Students with Disabilities
Migrant
Homeless
Talented and Gifted
Female
Male
Non-Binary

ENGLISH LANGUAGE ARTS

MATHEMATICS

About Our School

BULLYING, HARASSMENT, AND SAFETY POLICIES

As part of our safety practices, we take preventative measures to make sure students feel safe at school including:
Kelso's Choice Conflict Resolution program
Second Steps Bullying prevention program
Be Kind program to promote kindness

EXTRACURRICULAR ACTIVITIES

Foster Elementary provides the following activities for students:
5th/6th Grade Outdoor School
Class Field trips
Boys and Girls Club After School Program
Boys and Girls Club Sports programs

PARENT ENGAGEMENT

Each month, we send home a monthly newsletter detailing events and programs at the school. Parents are encouraged to volunteer and participate in their child's classroom. We also hold conferences twice a year for parents to discuss their child's academic success. Foster Elementary has an established PTO to help promote parent engagement.

COMMUNITY ENGAGEMENT

At Foster, we host a number of community engagement activities. Each year we have an Open House at the beginning of the year for parents to meet teachers and staff. We also have a Dr. Seuss Night to promote literacy. Lastly, we host a STEM night in the spring to help engage families and students in STEM activities.