



**OREGON**  
DEPARTMENT OF  
EDUCATION

Oregon achieves... together!

# OREGON AT-A-GLANCE DISTRICT PROFILE

## Sweet Home SD 55

SUPERINTENDENT: Tom Yahraes | 1920 Long St, Sweet Home 97386 | 541-367-7126

2020-21

### Students We Serve




**2,170**


Student Enrollment

### DEMOGRAPHICS


#### American Indian/Alaska Native




#### Asian




#### Black/African American




#### Hispanic/Latino



#### Multiracial



#### Native Hawaiian/Pacific Islander



#### White



**<5%**

Ever English  
Learners



**6**

Languages  
Spoken

**19%**

Students  
with  
Disabilities

**15%**

Mobile  
Students

**94%**

Free/  
Reduced  
Price Lunch

\*<10 students or data unavailable

### Special Note

The At-A-Glance School and District profiles tell a story about Oregon's schools and districts. The story is harder to tell this year as the COVID-19 pandemic significantly impacted our schools and the data we collect. As a result, statewide assessment and attendance data cannot be compared to prior years and are not shown here. We have included links to our website where you can view the 2020-21 statewide assessment and attendance data and read a detailed description of how these data were impacted. We're thankful for your partnership as we focus on care, connection and the creation of safe, inclusive and supportive learning environments.

### High School Success

#### Grade 8 MATHEMATICS

Students meeting state grade-level expectations.

For 2020-21 Mathematics data please visit:

[www.oregon.gov/ode/schools-and-districts/reportcards/reportcards/Pages/Statewide-Assessment-Results-2021.aspx](http://www.oregon.gov/ode/schools-and-districts/reportcards/reportcards/Pages/Statewide-Assessment-Results-2021.aspx)

### Start Strong

#### Grades K-2 REGULAR ATTENDERS

Students who attended more than 90% of their enrolled school days.

For 2020-21 Regular Attenders data please visit:

[www.oregon.gov/ode/schools-and-districts/reportcards/reportcards/Pages/Regular-Attenders-2021.aspx](http://www.oregon.gov/ode/schools-and-districts/reportcards/reportcards/Pages/Regular-Attenders-2021.aspx)

#### Grade 3 ENGLISH LANGUAGE ARTS

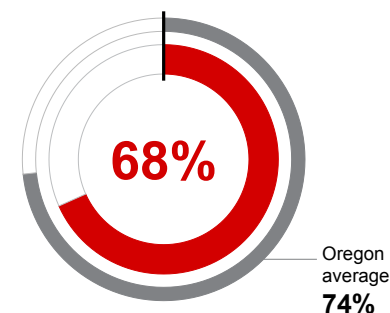
Students meeting state grade-level expectations.

For 2020-21 English Language Arts data please visit:

[www.oregon.gov/ode/schools-and-districts/reportcards/reportcards/Pages/Statewide-Assessment-Results-2021.aspx](http://www.oregon.gov/ode/schools-and-districts/reportcards/reportcards/Pages/Statewide-Assessment-Results-2021.aspx)

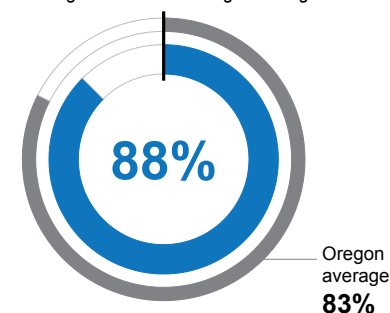
#### Grade 9 ON-TRACK TO GRADUATE

Students earning one-quarter of graduation credits in their 9th grade year.



#### Grade 12 ON-TIME GRADUATION

Students earning a diploma within four years. Cohort includes students who were first-time ninth graders in 2016-17 graduating in 2019-20.



### District Goals

SHSD staff, students, and community volunteers developed a 5-year strategic plan with the mission of giving each child, every chance to achieve his/her potential through Outstanding Achievement, Thriving Citizens, a Thriving Community, and Safe and Welcoming Facilities. We are determined to continuously improve our programs and services to students, and will not rest until all students show academic growth and successfully graduate. By continuing to focus on academic growth and services to struggling students, we can succeed in our mission. We aspire to ensure each student feels valued, inspired, and has a sense of belonging.

### State Goals

The Oregon Department of Education is partnering with school districts and local communities to ensure a 90% on-time, four year graduation rate by 2025. To progress toward this goal, the state will prioritize efforts to improve attendance, provide a well-rounded education, invest in implementing culturally responsive practices, and promote continuous improvement to close opportunity and achievement gaps for historically and currently underserved students.



**OREGON**  
DEPARTMENT OF  
EDUCATION

*Oregon achieves... together!*

# OREGON AT-A-GLANCE DISTRICT PROFILE CONTINUED

## Sweet Home SD 55

2020-21

### Outcomes

#### Our Staff (rounded FTE)



**12**

Administrators



**123**

Teachers



**62**

Educational  
assistants



**8**

Counselors



**0**

Licensed  
Librarians



**2**

Psychologists



**71%**

% of licensed teachers  
with more than 3 years  
of experience

#### Grades K-2 REGULAR ATTENDERS

American Indian/Alaska Native	
Asian	
Black/African American	
Hispanic/Latino	
Multiracial	
Native Hawaiian/Pacific Islander	
White	
Free/Reduced Price Lunch	
Ever English Learner	
Students with Disabilities	
Migrant	
Homeless	
Talented and Gifted	
Female	
Male	
Non-Binary	

#### Grade 3 ENGLISH LANGUAGE ARTS


#### Grade 8 MATHEMATICS

American Indian/Alaska Native	
Asian	
Black/African American	
Hispanic/Latino	
Multiracial	
Native Hawaiian/Pacific Islander	
White	
Free/Reduced Price Lunch	
Ever English Learner	
Students with Disabilities	
Migrant	
Homeless	
Talented and Gifted	
Female	
Male	
Non-Binary	

#### Grade 9 ON-TRACK TO GRADUATE

<10 students or data unavailable	
<10 students or data unavailable	
<10 students or data unavailable	
64%	
<10 students or data unavailable	
<10 students or data unavailable	
69%	
68%	
<10 students or data unavailable	
67%	
<10 students or data unavailable	
29%	
<10 students or data unavailable	
76%	
61%	
<10 students or data unavailable	

#### Grade 12 ON-TIME GRADUATION

<10 students or data unavailable	
<10 students or data unavailable	
<10 students or data unavailable	
92%	
<10 students or data unavailable	
<10 students or data unavailable	
87%	
88%	
<10 students or data unavailable	
79%	
<10 students or data unavailable	
80%	
>95%	
92%	
85%	
Coming in 2022-23	