



# Lesson

# 30



## Q LANGUAGE DETECTIVE

### Talk About Words

Work with a partner. Take turns asking and answering questions about the photos. Use the Vocabulary words in your questions and answers.

# Vocabulary in Context

- ▶ Study each **Context Card**.
- ▶ Use the Vocabulary words to tell a story about two of the pictures.

1

## inventions

Wheels are one of the **inventions** that we use in many different ways.



2

## remarkable

The telephone is a **remarkable** invention that lets you talk to people.



3

**designed**


These boys **designed** and built a truck from blocks that snap together.



4

**amounts**


These light bulbs give off different **amounts** of light.



5

**accomplishments**

One of Ben Franklin's many **accomplishments** was bifocal glasses to see near and far.



6

**achieve**

Wanting to succeed helped Ben **achieve**, or reach, his goals. This is a statue of Ben.



7

**composed**

Beethoven is famous for the beautiful music he **composed**, or wrote.




8

**result**

When a musician plays the armonica, beautiful music is the **result**!





# Read and Comprehend

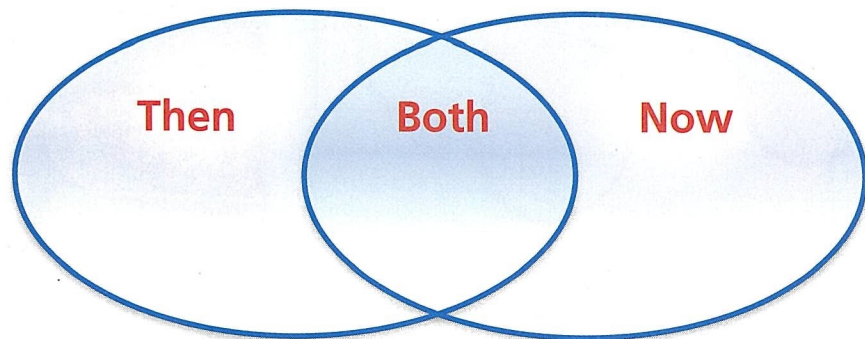
---

## ✓ TARGET SKILL

---

**Compare and Contrast** Authors sometimes **compare** two things, or tell how they are the same. They also sometimes **contrast** two things, or tell how they are different.

Authors may give details to compare and contrast places, things, events, or ideas. You can use text evidence and a diagram like the one below to compare and contrast.



---

## ✓ TARGET STRATEGY

---

**Visualize** As you read, picture in your mind what is happening to help you understand and remember important ideas and details.

## PREVIEW THE TOPIC

### Historical Figures and Documents

There are many people who lived in the past that are still important today. Some people from long ago are important because they helped the United States become a country. Some wrote documents that are still used today. A **document** is a piece of paper that has something important written on it. The Constitution is an example of a document from long ago. It is a set of rules for our country that helps people make laws today.

In *Now & Ben*, you will learn more about Benjamin Franklin. He lived long ago and was a great inventor. He also helped write important documents.



We the People of the United States, in Order to form a more perfect Union, to insure domestic Tranquility, provide for the common defence, promote the general Welfare, and secure the Blessings of Liberty to ourselves and our Posterity, do hereby ordain and establish this Constitution for the United States of America.



Think


Write

Pair

Share

Write two rules you would make if you were in charge of the country. Share them with a partner. Choose two rules you both feel are the most important and share with the class.

# ANCHOR TEXT



**GENRE**

**Informational text** gives facts about a topic. As you read, look for:

- ▶ pictures that help explain the topic
- ▶ information about real events and people

**MEET THE AUTHOR  
AND ILLUSTRATOR**

## Gene Barretta

Benjamin Franklin is one of Gene Barretta's heroes. Like his hero, Mr. Barretta is a writer and makes his home in Philadelphia, Pennsylvania. He even named his son Benjamin.

Sometimes when Mr. Barretta visits schools to talk about his book *Now & Ben*, an actor dressed as Benjamin Franklin goes with him.

# Now & Ben

The Modern Inventions of Ben Franklin



DIPLOMAT

TRAVELER

TER

HUMOR

written and illustrated by  
Gene Barretta

## ESSENTIAL QUESTION

Why might a person from long ago still be important today?

**Now** and *then*, we think about Ben.

Dr. Benjamin Franklin, to be precise. And we think about his many **inventions**—inventions he originated more than two hundred years ago.

It was as if Ben could see into the future. Almost everything he created is still around today. For instance . . .




# Now...

our newspapers are filled with illustrations.



# Ben...


was the first to print a political cartoon in America. The cartoon encouraged the American colonies to join together or die like the disconnected snake.






# Now...

our world relies on electricity. In the eighteenth century, many people believed that lightning was an act of anger and punishment from God.




# Ben...

was one of the scientists who discovered the true nature of electricity and how to use it. He learned that lightning is electricity when he attached a small metal wire to the top of a kite and gathered electricity from a storm cloud.



# Now...

many buildings and homes use lightning rods to protect against lightning strikes.



# Ben...

invented the lightning rod and was the first to use it. The pointed iron rod acts like a magnet and grabs an approaching lightning bolt from the sky before it can strike the rooftop. The electricity then travels safely down a long wire into the ground. It prevents fires and keeps dangerous **amounts** of electricity away from the house.



## ANALYZE THE TEXT

**Using Context** What is a lightning rod? How do the words and illustrations help you understand its purpose?

# NOW...

this gadget goes by many names, such as the Grabber. Everyone has seen one—it's the long stick that helps grab items from out-of-reach places.




# Ben...

invented the original device and called it the Long Arm because it worked like a very long arm.

## ANALYZE THE TEXT

**Compare and Contrast** What about this invention is the same today as it was when Ben invented it? What is different about it?




## Now...

swimmers and divers use flippers to move faster through the water.




## Now...

ships travel across the Gulf Stream to take advantage of the faster current.



## Now...

we understand and accept the benefits of vitamin C.



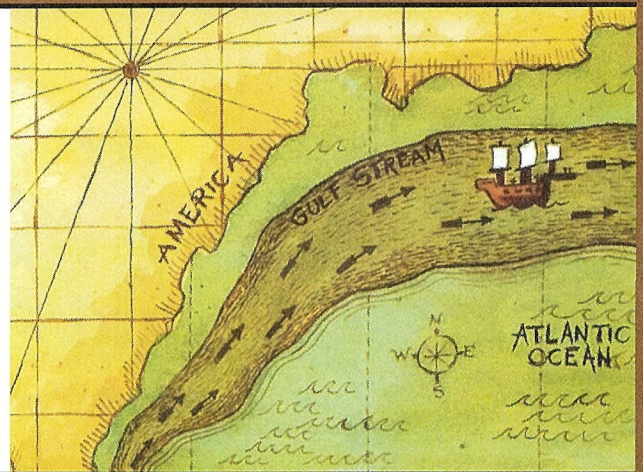
## Ben...

invented things even when he was a boy. He was an avid swimmer and built wooden flippers for both his hands and feet.



## Ben...

measured, charted, and publicized the Gulf Stream during his eight voyages across the Atlantic Ocean.



## Ben...

was an early promoter of eating citrus fruits to help prevent a disease called scurvy.



**NOW...**


for a musical interlude.



# Ben\*\*\*

invented the glass armonica. He was able to create music by simply touching his wet fingers to a row of spinning glass bowls. Mozart and Beethoven were so moved by the sounds that they **composed** for the instrument.


Today, glass armonicas are very rare. You are more likely to find one in a museum than in a music store.






# NOW...

chairs come in all shapes and sizes.



# Ben...

designed two chairs that are still very useful. The writing chair combined a desk and chair into one. The library chair was a combination chair and stepladder.



# NOW...

everyone has seen a rocking chair, but not many have seen Dr. Franklin's rocking chairs.



# Ben...

invented one rocking chair with a fan on top and one that churned butter.



# Now...

every year, we observe daylight saving time, which means we set our clocks ahead one hour in the springtime. As a **result**, it stays darker longer in the morning when most people are sleeping and stays light longer at the end of the day so we can save more energy. In the fall, we return the clocks to standard time.



# Ben...

suggested this idea in one of his essays as a way to save money by burning fewer candles. Farmers could also gain more work time in the evening.

Daylight saving time was not officially practiced until World War I, more than a hundred years later.


As for clocks . . .

Ben designed the first clock with a second hand.




# NOW...

every automobile has an odometer to measure the distance it travels.




# Ben...

invented the odometer when he was postmaster general so he could measure his postal routes.




# Now...

almost every large community includes a library, a hospital, a post office, a fire department, and a sanitation department.




# Ben...

lived in a city that had none of these establishments, so he helped organize the first of each.




**Now...** and then, we owe thanks to Ben for his important inventions. But many would agree that his greatest **accomplishments** came in the form of documents—documents that helped shape the world.




**Ben**♦♦♦ had a pivotal role in developing America's Constitution, the Treaty of Alliance with France, the Treaty of Peace with England, and the Declaration of Independence. It's remarkable that one man could achieve so much in a lifetime. He has certainly helped to form the modern world. . . .




Will his contributions help to form the future?









# Dig Deeper

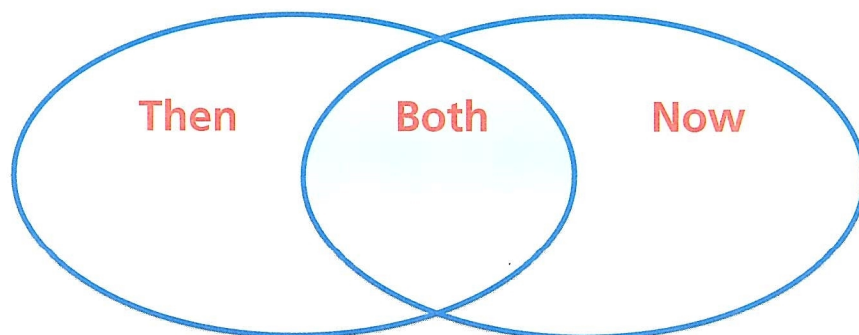
## Use Clues to Analyze the Text

Use these pages to learn about Comparing and Contrasting and Using Context. Then read *Now & Ben* again. Use what you learn to understand it better.

### Compare and Contrast

In *Now & Ben*, the author compares and contrasts things from the past and things from today. To **compare** and **contrast** means to tell how things are the same and different.

As you reread, use text evidence to compare and contrast how things were in the past to how they are today. This can help you connect events from the past to your life today. Use a diagram like the one below to help you compare and contrast.



## Using Context

Authors sometimes use words and phrases that you might not know. You can use the other words in the sentence to help you figure out the meaning. You can also look at the pictures. The pictures are text evidence that give clues about what a word or phrase means. When you use words and pictures to figure out the meaning, it is called **using context**.



# Your Turn

## RETURN TO THE ESSENTIAL QUESTION

**Turn  
and  
Talk**

**Why might a person from long ago still be important today?** Share your ideas with a partner. Include text evidence from *Now & Ben*. Then listen carefully to your partner's ideas.



## Classroom Conversation

Now talk about these questions with the class.


- 1 How does learning about history help people understand life today?
- 2 How is life today different from when Ben Franklin was alive? Explain using text evidence.
- 3 What might Ben Franklin say if he could see how his ideas are being used today?

## Performance Task

### WRITE ABOUT READING .....



**Response** Ben Franklin had many inventions and did many important things. What do you think is the most important thing that he did in his life? Why? Write a short paragraph to explain your answer.




### Writing Tip

A possessive noun shows a person owns something. Remember to use an apostrophe to form a possessive noun.

## Lesson 30

# INFORMATIONAL TEXT



### ✓ GENRE


**Informational text** gives facts about a topic. This is a social studies text.

### ✓ TEXT FOCUS

**Formal language** is used when writing or speaking in school or with someone you don't know well.


**Informal language** is used when writing or speaking to friends or family members.

# A Model Citizen



Ben Franklin became famous for many reasons. He spent large amounts of his time doing scientific experiments. He designed new inventions. He owned a newspaper and composed many stories for it.

Franklin was a good citizen. He began the first fire company in America. He also started the first public library. As a result, life was better for people.



In 1776, Great Britain had colonies in America. People in the colonies wanted to be free. They fought the Revolutionary War against Britain to become free.


The colonists asked Franklin to help them achieve freedom. He helped Thomas Jefferson write the Declaration of Independence. The thirteen colonies won the war in 1783 and became the United States of America.





After the war, Franklin helped to write a plan for the government of the United States. This plan was called the Constitution of the United States.

Ben Franklin had a life full of remarkable accomplishments. He is a model for us all.

**This painting shows the signing of the Declaration of Independence. Franklin is standing beside Thomas Jefferson.**





# Compare Texts

## TEXT TO TEXT

**Compare and Contrast** *Now & Ben* and *A Model Citizen* are both about Benjamin Franklin. With a partner, make a list of the most important ideas about him from each selection. Then talk about how the information in each selection is the same and different.



## TEXT TO SELF

**Write a Poem** Think about Ben Franklin's inventions and what he did for our country when it was new. Write a poem to tell how you feel about what he did.



With Ben's fins,  
you will swim fast.  
In a race,  
you will never be last.

## TEXT TO WORLD

**Connect to Social Studies** Tell how Ben Franklin helped his community. How do the things Ben did for his community make our lives better today? Share your ideas with the class.





# Grammar

**Choosing Between Adjectives and Adverbs** An **adjective** is a word that describes a noun. An **adverb** is a word that describes a verb. Choose to use an adjective or an adverb depending on the word being described.

Sentence	Part of Speech	Describing Word
Ben Franklin was a ____ <b>man</b> .	noun	smart
He ____ <b>worked</b> for the people.	verb	bravely
Ben Franklin invented ____ <b>things</b> .	noun	many
He ____ <b>flew</b> a kite in a storm.	verb	carefully

## Try This!

**Work with a partner to choose a word from the box to complete each sentence.**

often      useful      brave      proudly

- Many \_\_\_\_\_ inventions were made by Ben.
- Ben \_\_\_\_\_ signed the Declaration of Independence.
- He \_\_\_\_\_ worked to invent new things.
- He was a \_\_\_\_\_ role model.

Use adjectives and adverbs correctly in your writing. This will make your writing more exact, and it will sound better to the reader.



**Incorrect**

Tim thought **good** of Ben Franklin.

**Correct**

Tim thought **well** of Ben Franklin.

**Connect Grammar to Writing**

When you revise your response essay, check that adjectives describe nouns and that adverbs describe verbs.

# Opinion Writing



**✓ Elaboration** When you write a **response to literature**, use words that show your opinion.

Cooper wrote a draft of his essay in response to *Two of Everything*. Later, he revised his draft by adding some opinion words and phrases.

## Writing Process Checklist

### Prewrite

### Draft

### ► Revise

- Did I tell things in the order they happen in the story?
- Did I use opinion words and phrases?
- Did I sum up my reasons at the end?

### Edit

### Publish and Share

## Revised Draft

The Haktaks were better off with their special pot. At first it seemed like a <sup>terrible</sup> problem. Then <sup>the problems turned into good</sup> ~~things changed.~~ <sup>fortune.</sup>

The pot doubled everything for the Haktaks. It doubled their money. When Mr. Haktak put coins in the pot, he got twice the money. <sup>That was wonderful!</sup>

# The Special Pot Was a Good Thing

by Cooper Jackson

The Haktaks were better off with their special pot. At first it seemed like a terrible problem. Then the problems turned into good fortune.

The pot doubled everything for the Haktaks. It doubled their money. When Mr. Haktak put coins in the pot, he got twice the money. That was wonderful!

The pot gave a second Mr. and Mrs. Haktak. The pot also gave a second home.

## Reading as a Writer

How did the words Cooper added show his opinion? Which opinion words and phrases can you add to your essay?

I added opinion words and phrases to my essay.



## Write an Opinion Essay

**TASK** Look back at *The Mysterious Tadpole*. What do you like about the story? What do you dislike? Write an essay explaining your opinion of the story for other children to read.

### PLAN


myNotebook

**Gather Information** Talk with a partner about *The Mysterious Tadpole*. Answer questions like these:

- What happens in the story that you like?
- What happens in the story that you do not like?
- Who is your favorite or least favorite character? Why?
- Do you like the ending?

Use the tools in your eBook to remember details from *The Mysterious Tadpole*.

In a web, write story details that support your opinion of the story.



**Write Your Essay** Use the information below to help you organize your essay.

Write your draft in myWriteSmart.

### Opinion

Start with an opening sentence that tells your opinion about the story. This is what you will explain to readers.



### Reasons

Write reasons that support your opinion. Use the chart you made and details from the story to help you. Words such as *because*, *and*, or *also* can help you link your reasons to your opinion. Use apostrophes correctly when you write possessive nouns. Make sure you don't give away the ending of the story!



### Conclusion

Write a conclusion that repeats your opinion of the book in a different way.

## REVISE



**Review Your Draft** Read your writing and make it better. Use the Checklist.

Have a partner read your draft. Talk about how you can make it better.

- Does my essay state my opinion of *The Mysterious Tadpole*?
- Did I connect my reasons to my opinion using words such as *because, and, or also*?
- Did I use details from the story to support my opinion?
- Did I use apostrophes correctly?

## PRESENT

**Share** Write or type a copy of your essay. Pick a way to share.

- Read your essay to your classmates.
- Make a class book of the essays to display or share with other classes.

