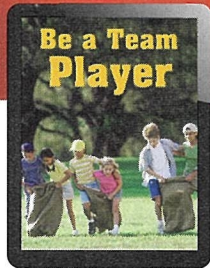



Lesson 30



Q LANGUAGE DETECTIVE

Talk About Words

Nouns are words that name people, animals, things, or places. Work with a partner. Find the blue words that are nouns. Use them in complete sentences.

Words to Know



- ▶ Read each **Context Card**.
- ▶ Use a blue word to tell about something you did.

1

loved

They **loved** being part of the soccer team.



2

everyone

Everyone had fun at the game.



3

brothers

The **brothers** are on the same team.



4

field

The **field** was wet after the rain.



5

sorry

The girl was **sorry** she couldn't play today.



6

only

The Reds are ahead by **only** one point.



7

people

People were happy after the game.




8

most

The team cheered **most** for their coach.



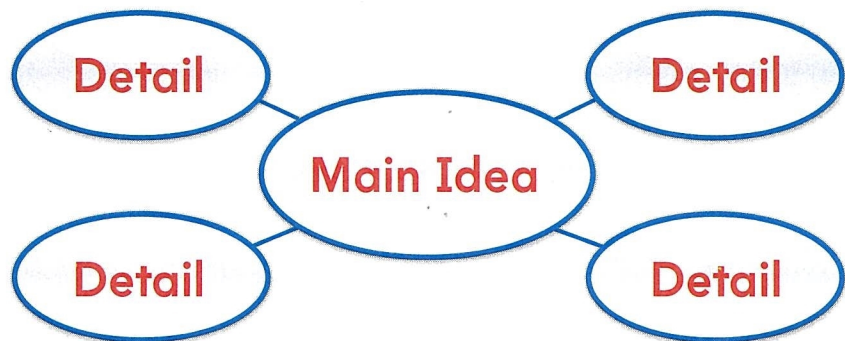


Read and Comprehend



✓ TARGET SKILL

Main Idea and Details A selection is about one big idea, the **topic**. The **main idea** is the most important idea about the topic. **Details** are facts and other bits of information an author uses to tell more about the main idea. Details help make events and ideas clearer. List the main idea and details about a topic on a web.



✓ TARGET STRATEGY

Summarize As you read, stop to retell the important events in your own words.


PREVIEW THE TOPIC

Teamwork

The players on a soccer team work together to move the ball down the field to get a goal. It is up to each person to try his or her best. You will read about a girl who plays on a team in **Winners Never Quit!**


Talk About It

What do you know about being part of a team?
What would you like to know? Share your ideas.
What did you learn?



Lesson 30

ANCHOR TEXT



GENRE

Narrative nonfiction tells a true story. As you read, look for:

- ▶ a setting that is real
- ▶ real people as characters

Meet the Author

Mia Hamm

Mia Hamm went from playing football to soccer at age fourteen. She became one of the best women's soccer players ever. She knows what it takes to be a good teammate!



Meet the Illustrator


Carol Thompson

Carol Thompson has won many awards for illustrating children's picture books. She also makes greeting cards. She lives in England with her family.

Winners Never Quit!

by Mia Hamm

illustrated by Carol Thompson



ESSENTIAL QUESTION

Why is teamwork
important in school
or sports?



Mia loved basketball.

Mia loved baseball.



But most of all, Mia loved soccer. She played every day with her brothers and sisters.





Tap, tap, tap. Her toes kept the ball right where she wanted it. Then, *smack!* She'd kick the ball straight into the net. **Goal!** **Everyone** on her team would cheer.

But sometimes it didn't work that way.
One day, no matter how hard she tried,
Mia couldn't score a goal.



The ball sailed to
the left of the net.



Or to the right.



Or her sister Lovdy,
the goalie, saved the
ball with her hands.

No goal.


No cheering.

“Too bad, Mia,”
her brother Garrett
said. “Better luck
next time!”




But Mia didn't want
better luck next time.
She wanted better
luck *now*.





“I Quit!”

Mia said.



"You can't quit!" Lovdy said. "Then we'll **only** have **two people** on our team."

"Come on, Mia," her sister Caroline pleaded. "You always quit when you start losing."

"Just keep playing, Mia," Garrett said. "It'll be fun."




But losing wasn't fun. Mia stomped back to the house.


ANALYZE THE TEXT

Genre: Narrative Nonfiction This is a true story about real people. How is it different from other nonfiction selections?

“Quitter!”

“Quitter!” Lovdy yelled.
Mia didn’t care.
She’d rather quit than lose.





The next day, Mia ran outside, ready to play soccer. When she got there, the game had already started.


“Hey!” she yelled. “Why didn’t you wait for me?”



Garrett stopped playing.

"Sorry, Mia," he said. "But quitters can't play on my team."

"Yeah," said Lovdy. "If you can't learn to lose, you can't play."



Garrett passed the ball to Tiffany. Martin ran to steal it. Tiffany dashed around him and took a shot at the goal. Lovdy blocked it.



Mia just stood
by the side and
watched.




The next day, Garrett picked Mia first for his team.

Mia got the ball. She dribbled down the field. *Smack!* She kicked the ball toward the goal.

And Lovdy caught it.





No goal.

No cheering.



"Too bad, Mia," Garrett said. "Better luck next time."

Mia felt tears in her eyes.

"She's going to quit," whispered Lovdy.

"I *knew* it."

Mia still hated losing. But she didn't hate losing as much as she loved soccer.


“Ready to play?” asked Garrett.

Mia nodded.

Garrett grinned at her. He passed her the ball.

Mia ran down the field. Tap, tap, tap with her toes. The ball stayed right with her, like a friend. She got ready to kick it into the goal.





Mia kicked the ball as hard
as she could.

Maybe she'd score the goal.
Maybe she wouldn't.


But she was playing.

And that was more important
than winning or losing . . .

because winners never quit!

ANALYZE THE TEXT

Main Idea and Details What is the main idea of the selection? What do the characters do to show the main idea?



Dig Deeper

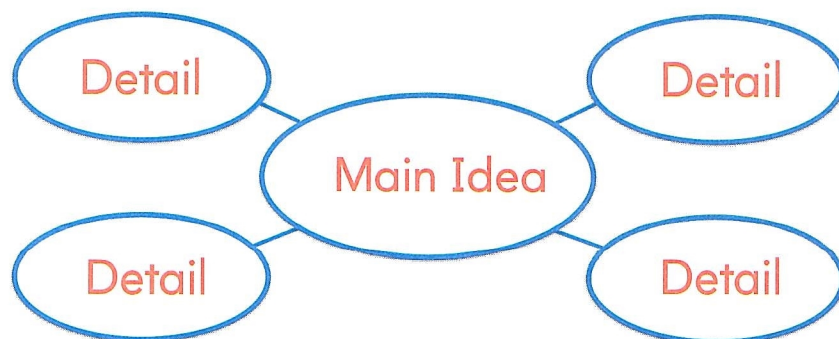
Read Together

Use Clues to Analyze the Text

Use these pages to learn about Main Idea and Details and Narrative Nonfiction. Then read *Winners Never Quit!* again.

Main Idea and Details


Think about the **topic**, or the one big idea, that *Winners Never Quit!* is about. What is the **main idea** the author tells about the topic? The author gives bits of information to tell more about the main idea. What details help you know more about being a good team player? Show the main idea and details in a web.



Genre: Narrative Nonfiction

Winners Never Quit! tells about events in the life of a real person named Mia Hamm. Here she is! Her story has a real setting and gives information. It tells about events in the order that they really happened.

The facts and events are told like a story. How did the author make **Winners Never Quit!** a fun way to learn true information about her life?



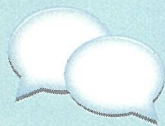


Your Turn

RETURN TO THE ESSENTIAL QUESTION



Why is teamwork important in school or sports? Talk about what makes a good team player. Use text evidence and details that the author uses to back up her main idea. Take turns speaking.



Classroom Conversation

Talk about these questions with your class.

- 1 Why does Mia quit at first? Have you ever felt like she did? What did you do?
- 2 How does Garrett help Mia?
- 3 How does Mia learn that it is better to play than to quit?

Performance Task

WRITE ABOUT READING



Response Write sentences to tell Mia why she should not give up. What advice can you give her? What text evidence can you use? First, talk to a partner about your ideas. Then use some of your partner's ideas and your own ideas to make your writing clear.

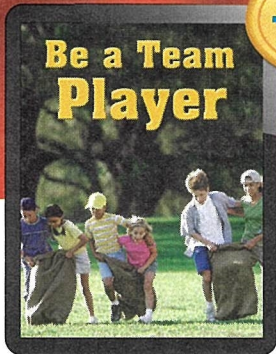


Writing Tip

Stay on topic. Add details to help explain your ideas.

Lesson 30

INFORMATIONAL TEXT



Read
Together

Be a Team Player

Have you ever loved playing on a team? Most people have lots of fun on a team.

All kinds of people play on teams. Sisters and brothers play. Friends and cousins play.

✓ GENRE

Informational text gives facts about a topic. Find facts about being on a team in this social studies text.

✓ TEXT FOCUS

A **checklist** is a list of names or things to think about or do. What do you learn from the checklist on p. 184?



There are all kinds of teams. Some people play baseball or basketball. Some play soccer or volleyball. People may play on a field or on a court.

No matter what kind of team it is, it's important to be a good team player. Try not to feel sorry if you lose a game. Everyone loses sometimes. It's only important to try your best and have fun.

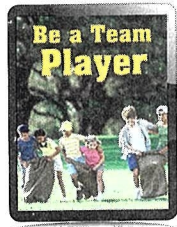



Here is a checklist of things to remember when you play on a team.

Be a Team Player.

- ✓ Pay attention to the coach.
- ✓ Follow the rules.
- ✓ Do your best.
- ✓ Don't quit.
- ✓ Have fun!






Compare Texts

Read Together

TEXT TO TEXT

Talk About It What do you need to do when you play on a team? Did Mia become a good team player? Tell why you think so.



TEXT TO SELF

Write a Poem Write a poem about being part of a team. Use words that tell about sights, sounds, and feelings.



TEXT TO WORLD

Connect to Social Studies Name a time when you need to be a team player. Draw a picture to show your idea. Describe it clearly to a partner.



Grammar

Adjectives That Compare Add **er** to adjectives to compare two. Add **est** to compare more than two.

Read Together

Compare Two

Meg is **taller** than Jon.

Compare More Than Two

Abe is the **tallest** goalie of all.



tall

taller

tallest

Try This!

Write adjectives from the boxes to finish the sentences. Use another sheet of paper.

small

smaller

smallest

1. We have a very ___?___ soccer team.
2. Our team is the ___?___ team in town.
3. Brad's team is ___?___ than Eva's team.

fast

faster

fastest

4. I am ___?___ than Kyla.
5. Rob is the ___?___ runner in the game.




Connect Grammar to Writing

When you revise your writing, try adding some adjectives that compare.

Opinion Writing







 **Organization** A good **opinion paragraph** has a topic sentence that tells an opinion. A closing sentence retells the opinion in new words. Tara drafted her opinion paragraph. She indented the first word. Then she added a closing sentence.



Revised Draft

That makes Buzz happy. [^] Fly
Guy is a good pet for Buzz
and a good friend!

Revising Checklist

-  Does my topic sentence tell my opinion?
-  Did I give good reasons for my opinion?
-  Do I need more examples for my reasons?
-  Does my closing sentence retell my opinion?

Which sentence tells Tara's opinion?
Which sentence tells it again? Now use
the Checklist to revise your own draft.



Final Copy

A Good Pet

Hi! Fly Guy is about a good pet named Fly Guy. He is a good pet because he is smart. Fly Guy knows Buzz's name. He also knows where his home is and flies back into his jar. Another reason is that Fly Guy helps Buzz. Fly Guy does fancy flying and other tricks to get into the pet show. He shows the judges that he really is a pet and should be in the show. Fly Guy wins an award. That makes Buzz happy. Fly Guy is a good pet for Buzz and a good friend!




Write an Opinion Paragraph

Read Together

TASK Look at *What Can You Do?* and *Winners Never Quit!* Then write an opinion paragraph. Tell younger students which activity you think is the best one to learn how to do.

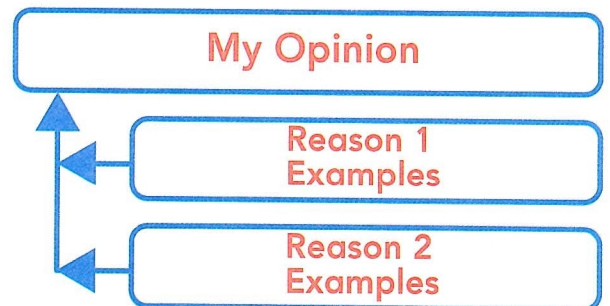
PLAN

 myNotebook

Gather Information Talk with a group about the two texts. Which activities do you like? Tell why. Then write ideas for your opinion paragraph in a chart.

Use the tools in your eBook to remember important details from the texts.

- Pick the activity from the texts that you think is the best one to learn. Write your opinion.
- What are good reasons for your opinion? Find examples in the texts to explain your reasons.



Write Your Opinion Paragraph Use your chart for ideas. Follow these steps.

Write your draft in myWriteSmart.

My Opinion

First, write a topic sentence that tells your opinion about the best activity to learn.

Reason 1

Write a good reason for your opinion.

I think ____ because ____.

Write examples from the texts to help make your reason clear. Use different kinds of sentences to make your writing interesting. Use exclamations to show strong feelings.

Learn to _____. It will help you _____.

When you learn _____, you'll feel _____!

Reason 2

Write another good reason for your opinion. Write examples to explain.

Closing

Write a closing sentence for your paragraph. Tell your opinion again using different words. You can also use your own idea.

REVISE



Review Your Draft Read your writing and make it better. Use the Checklist.

Ask a partner to read your draft. Talk about how you can make it better.

- Does my paragraph tell my opinion about the best activity to learn?
- Did I give good reasons?
- Did I use examples to help explain my reasons?
- Does my closing sentence give the paragraph an ending?
- Did I use different kinds of sentences with the correct end marks?

PRESENT

Share Write or type a final copy of your opinion paragraph. Add a picture. Pick a way to share.

- Read your paragraph. Record it.
- Read it to a younger student.

