

Welcome, Reader!

Your help is needed to find clues in texts.

As a Reading Detective, you will need to ask lots of questions. You will also need to read carefully.

 **myNotebook**

As you read, mark up the text. Save your work to myNotebook.

- Highlight details.
- Add notes and questions.
- Add new words to myWordList.

- Use letters and sounds you know to help you read the words.
- Look at the pictures.
- Think about what is happening.

Let's go!

UNIT 6

Three Cheers for Us!



Stream to Start

“ If you run into a wall, don't turn around and give up. Figure out how to climb it, go through it, or work around it. ”

— Michael Jordan

Performance Task Preview

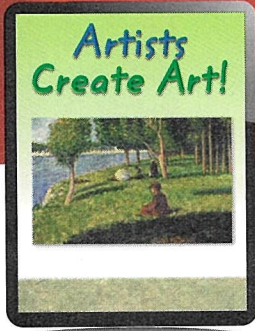

At the end of this unit, you will write an opinion paragraph about learning to do something new! In your paragraph, you will use details from the texts you read.



Channel One News®

Lesson

26



Q LANGUAGE DETECTIVE

Talk About Words

Work with a partner.

Choose one of the

Context Cards. Add

words to the sentence

to tell more about

the photo.



Add new words to **myWordList**. Use them in your speaking and writing.

Words to Know

Read Together

- ▶ Read each **Context Card**.
- ▶ Choose two blue words. Use them in sentences.

1

teacher

The art **teacher** shows how to use a brush.



2

studied


She **studied** the flower before she drew it.



3

surprised

He was **surprised** to see such a big statue.



4

toward

He walked slowly **toward** the art table.



5

bear

The picture of the **bear** looks very real.



6

above


These shapes hang high **above** the floor.



7

even

This box has **even** more crayons in it.




8

pushed

He **pushed** the clay into new shapes.

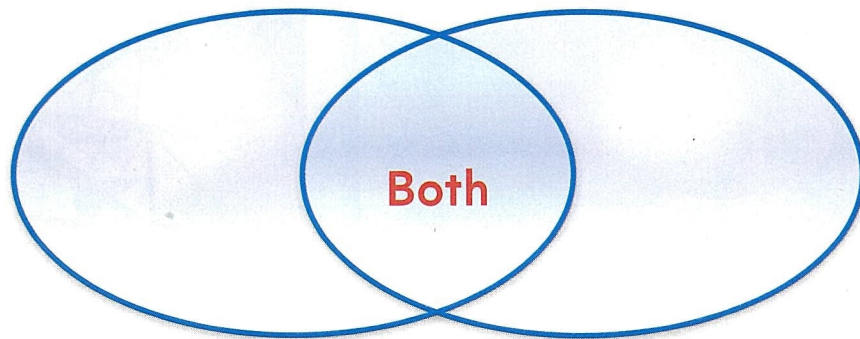




Read and Comprehend

✓ TARGET SKILL

Compare and Contrast As you read, ask yourself how things are alike and different. Good readers use text evidence to **compare** and **contrast** characters, settings, or events. To understand a story better, use a diagram to show how two things are alike and different.



✓ TARGET STRATEGY

Monitor/Clarify If a part doesn't make sense, reread it, ask and answer questions about it, and use the pictures for help.

PREVIEW THE TOPIC

Visual Arts


There are many ways to make art. You can use crayons or markers to draw. You can paint a picture. You could cut shapes out of paper and glue them together. A computer can be used to draw and find pictures for artwork. You will find out how one girl makes art in **The Dot**.



Think Draw Pair Share

What are some ways you like to make art? Think about it. Draw a picture. Tell a partner about your picture. Show your picture as you talk to explain.

ANCHOR TEXT



✓ GENRE

Realistic fiction is a story that could happen in real life. As you read, look for:

- ▶ characters who act as real people do
- ▶ events that could really happen




Meet the Author
and Illustrator

Peter H. Reynolds

It took Peter H. Reynolds a year and a half to write **The Dot**. He named his character Vashti after a young girl he met at a coffee shop. Mr. Reynolds wrote **Ish** as a follow-up book to **The Dot**.





by Peter H. Reynolds

ESSENTIAL QUESTION

What are some different ways to make art?

Art class was over, but Vashti sat
glued to her chair.

Her paper was empty.



ANALYZE THE TEXT

Figurative Language

What does being “glued to your chair” mean?



Vashti's teacher leaned over the blank paper. "Ah! A polar bear in a snow storm," she said. "Very funny!" said Vashti. "I just CAN'T draw!"



Her teacher smiled.

“Just make a mark and
see where it takes you.”



Vashti grabbed a marker and
gave the paper a good, strong jab.

“There!”



Her teacher picked up the paper
and **studied** it carefully.

“Hmmmmm.”

She **pushed** the paper **toward**
Vashti and quietly said,
“Now sign it.”



Vashti thought for a moment.

“Well, maybe I can’t draw,
but I CAN sign my name.”

The next week,
when Vashti walked into art class,
she was surprised to see what was
hanging above her teacher's desk.

It was the little dot
she had drawn—HER DOT!
All framed in swirly gold!





“Hmph!
I can make a better dot than THAT!”

She opened her
never-before-used set of
watercolors and set to work.

Vashti painted and painted.

A red dot. A purple dot.

A yellow dot. A blue dot.



The blue mixed with the yellow.
She discovered that she could make
a GREEN dot.

Vashti kept experimenting.
Lots of little dots in many colors.



“If I can make little dots,
I can make BIG dots, too.”

Vashti splashed her colors with
a bigger brush on bigger paper
to make bigger dots.

Vashti even made a dot
by NOT painting a dot.





At the school art show a few weeks later,
Vashti's many dots made quite a splash.



ANALYZE THE TEXT

Compare and Contrast Does Vashti have a different feeling about her dot now? Explain.



Vashti noticed a little boy gazing up at her.

“You’re a really great artist.
I wish I could draw,” he said.

“I bet you can,” said Vashti.

“ME? No, not me. I can’t draw
a straight line with a ruler.”



Vashti smiled.

She handed the boy
a blank sheet of paper.

“Show me.”


The boy’s pencil shook
as he drew his line.



Vashti stared at the boy's squiggle.
And then she said . . .



“Sign it.”



Dig Deeper

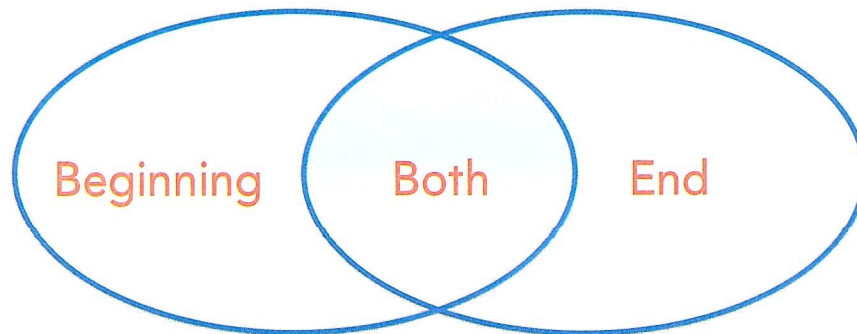
Read
Together

Use Clues to Analyze the Text
Use these pages to learn about
Compare and Contrast and Figurative
Language. Then read **The Dot** again.

Compare and Contrast


When you **compare** and **contrast**, you tell how things are alike and different.

Think about what Vashti is like at the beginning of **The Dot**. She changes by the end of the story. Use a diagram to tell what she is like at the beginning and at the end. Also, tell what things about her stay the same during both parts of the story.



Figurative Language

Authors sometimes use words that have more than one meaning. In **The Dot**, the author writes that Vashti's dot pictures **made quite a splash** at the art show. The author does not mean that her pictures made people wet. He means that Vashti's pictures are amazing and surprising, like a big splash! What other words mean something else in this story?

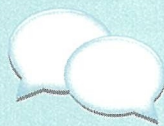


Your Turn

RETURN TO THE ESSENTIAL QUESTION

Turn and Talk

What are some different ways to make art? Think about how Vashti makes her art. How do you think the little boy at the end of the story will make art? What other ways could they create art?




Classroom Conversation

Talk about these questions with your class.


- 1 How does Vashti's art teacher help her?
- 2 How are Vashti's paintings alike? How are they different?
- 3 How are Vashti and the little boy alike?

Performance Task

WRITE ABOUT READING



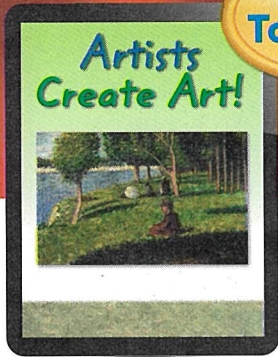
Response Choose one piece of Vashti's art. What colors and shapes do you see? How did she make it? Discuss your ideas with a partner. Then write sentences to describe the artwork. Use text evidence to explain your ideas.



Writing Tip

Add details like adjectives to tell more information about the artwork.

Read Together



✓ GENRE

A **biography** tells about events in a real person's life. This selection tells about more than one artist. Find facts about the artists' lives.

✓ TEXT FOCUS

Captions tell more information about a photo or picture. Use the captions and photos to find out more about the pieces of art.

Artists Create Art!


by Anne Rogers

An artist makes art. Some artists paint pictures. Other artists make things.

David Wynne made this grizzly bear. It stands above a pond in New York.

David Wynne's sculpture "Grizzly Bear" is at the Donald M. Kendall Sculpture Gardens.





Seated Figures, Study for "A Sunday Afternoon on the Island of the Grande Jatte" by **Georges Seurat**



Georges Seurat went to art school in France. Look at his painting. Once you have studied it, you will see it is made of many brushstrokes. Are you surprised?

Tressa "Grandma" Prisbrey used glass bottles to make her art. She learned by herself. No teacher helped her.

Grandma Prisbrey made the wishing well shown below. She even made a building where her grandchildren played.



What kind of art would you like to make? Would you like to paint? Would you like to build something? There are many kinds of art!



Compare Texts



TEXT TO TEXT

Compare Artworks How are the artworks in the two selections alike? Which artist from **Artists Create Art!** do you think Vashti would like? Tell why.




TEXT TO SELF

Talk About Feelings How do you feel when you try your best? Take turns sharing ideas with a partner.



TEXT TO WORLD

Talk About Art Where have you seen artwork? Have you seen it at school, at home, or in your town? Tell about what you saw.



Grammar

Exclamations A sentence that shows a strong feeling is called an **exclamation**. An exclamation begins with a capital letter and ends with an exclamation point.

Read
Together

You are a great artist!

That is such a beautiful painting!

Art class is so much fun!



Try This!

Write each exclamation correctly.

Use another sheet of paper.

1. i can't wait for our school art show
2. this will be the best show ever
3. we are going to have a great time
4. that drawing Ramon made is so tiny
5. it is my very favorite in the show




Connect Grammar to Writing

When you revise your writing, try using exclamations to make it exciting. End each one with an exclamation point.

Opinion Writing



 **Conventions** When you write **opinion sentences**, you can help readers hear your writing voice. Use exclamations to show your strong feelings.






Jill wrote an opinion about Vashti. Then she changed a sentence to an exclamation.

Revised Draft

I think Vashti is a ~~good~~ ^{really great} artist ~~.~~ [!]

Writing Checklist

-  **Conventions** Did I use exclamations to show my strong feelings?
-  Are there any sentences that do not help explain my opinion? Did I delete them?
-  Did I use the correct end marks?

In Jill's final copy, how does she show that she feels strongly about her opinion? Now edit your writing. Use the Checklist.



Final Copy



A Great Artist

I think Vashti is a really great artist! One reason is that she thinks of lots of ways to paint dots.

Another reason is that her paintings are very colorful.

I would like to paint like Vashti.

