

An illustration of a man and a young boy looking up at an apple tree. The man, on the left, is wearing a purple t-shirt and holding a large, woven basket. The boy, on the right, is wearing a yellow t-shirt. They are both smiling and looking up at the tree, which has several red apples hanging from its branches. The background is a bright green field with a large tree trunk on the left. The title 'Apples' is written in large, red, serif font across the middle of the image.

Apples

by Lisa Panka

illustrated by
Holly Hannon

HOUGHTON MIFFLIN

Apples



by Lisa Panka
illustrated by Holly Hannon



HOUGHTON MIFFLIN

BOSTON

Copyright © by Houghton Mifflin Company. All rights reserved.


No part of this work may be reproduced or transmitted in any form or by any means, electronic or mechanical, including photocopying or recording, or by any information storage or retrieval system without the prior written permission of Houghton Mifflin Company unless such copying is expressly permitted by federal copyright law. Address inquiries to School Permissions, Houghton Mifflin Company, 222 Berkeley Street, Boston, MA 02116.

Printed in China

ISBN-13: 978-0-547-02755-5

ISBN-10: 0-547-02755-9


1 2 3 4 5 6 7 8 9 SDP 15 14 13 12 11 10 09 08



Some apples are red.



🔊 Some apples are green.



Some apples are sweet.
Some apples are not.
Apples are good to eat.




farm

🔊 You can go to the farm
to get more apples.
You can pick them
from the trees.




🔊 Some apples are
easy to get.
Some apples are
far up in the trees.



ladder

🔊 You can use a ladder.
A ladder can help
you reach the apples.




🔊 You can put the apples
in a basket.

You can fill it up.



🔊 You can pick
a lot of apples.

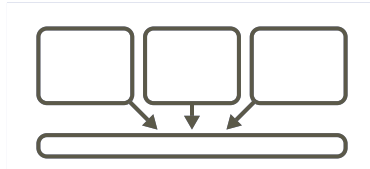


🔊 You can eat a lot of
apples, too.
Yum!

Responding

TARGET SKILL **Author's Purpose**

Why did the author write this story? What three details about apples tell you this? Make a chart.



Write About It

Text to Text Think of a book you have read about apples. Draw a picture of something from the book. Write a sentence to tell about your picture.



WORDS TO KNOW

first

food

ground

right

sometimes

these

under

your



TARGET SKILL

Author's Purpose

Tell why an author writes a book.



TARGET STRATEGY

Summarize

Stop to tell important ideas as you read.



GENRE Informational text gives facts about a topic.

Level: D

DRA: 6

Genre:
Informational

Strategy:
Summarize

Skill:
Author's Purpose

Word Count: 100

1.4.18

HOUGHTON MIFFLIN
Online Leveled Books



ISBN-13:978-0-547-02755-5

ISBN-10:0-547-02755-9



HOUGHTON MIFFLIN

1032830